

Grades K-1

Short "i" CVC Word Building


Five word families - perfect for
literacy centers!

id

in

ig

ip



it

by
Rachel
Lynette



[More Resources by Rachel](#)

Short "i" CVC Word Building

Here is a fun Word Building activity for practicing short "i" CVC words. Simply print and cut out the 15 letter cards and 5 word family cards and laminate. You may also want to laminate one or more of the recording sheets for students to use with dry erase markers. If you would rather students use the recording sheets with pencils, they will print out fine in grayscale.

To use the activity, a student chooses one word family card to work with. He or she uses the letter cards to create words and record them on one of the recording sheet. The student can use the word family answer page to check his or her answers.

There are six different recording sheets so that you can choose the one that will work best for your students. This activity would work great at a literacy center. One way to keep the cards from getting lost is to put a magnet on the back of each one and have students work on cookie sheets.


Here is what is included in this resource:

- 5 short "i" word family cards (_id, _ig, _in, _ip, and _it)
- 15 consonant letter cards
- Word, Not a Word Recording Sheet - guided lines
- Word, Not a Word Recording Sheet - single lines
- Word, Not a Word Recording Sheet - boxes
- Words I Can Make Recording Sheet - guided lines
- Words I Can Make Recording Sheet - single lines
- Words I Can Make Recording Sheet - boxes
- Word Family Answer Page



Get the other 4 short vowel CVC Word Building Activities here:

<http://bit.ly/pqwvEx>


This resource was created by Rachel Lynette copyright 2011. It may be printed and photocopied for single classroom and personal use only and may not be sold or distributed in any form. Thank you for respecting the copyright.





bid





dig




fin




gip




hit







j




r




k



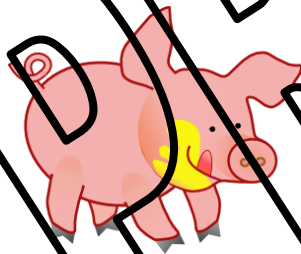
s




l




t




n



w



p





z

PHET

Name _____

Word Family





Real Words


Not Real Words


PRAISE

<hr/> <hr style="border-top: 1px dashed;"/> <hr/>	<hr/> <hr style="border-top: 1px dashed;"/> <hr/>
<hr/> <hr style="border-top: 1px dashed;"/> <hr/>	<hr/> <hr style="border-top: 1px dashed;"/> <hr/>
<hr/> <hr style="border-top: 1px dashed;"/> <hr/>	<hr/> <hr style="border-top: 1px dashed;"/> <hr/>
<hr/> <hr style="border-top: 1px dashed;"/> <hr/>	<hr/> <hr style="border-top: 1px dashed;"/> <hr/>
<hr/> <hr style="border-top: 1px dashed;"/> <hr/>	<hr/> <hr style="border-top: 1px dashed;"/> <hr/>

Name _____

Word Family






Real Words


Not Real Words

PREPARE

Name _____

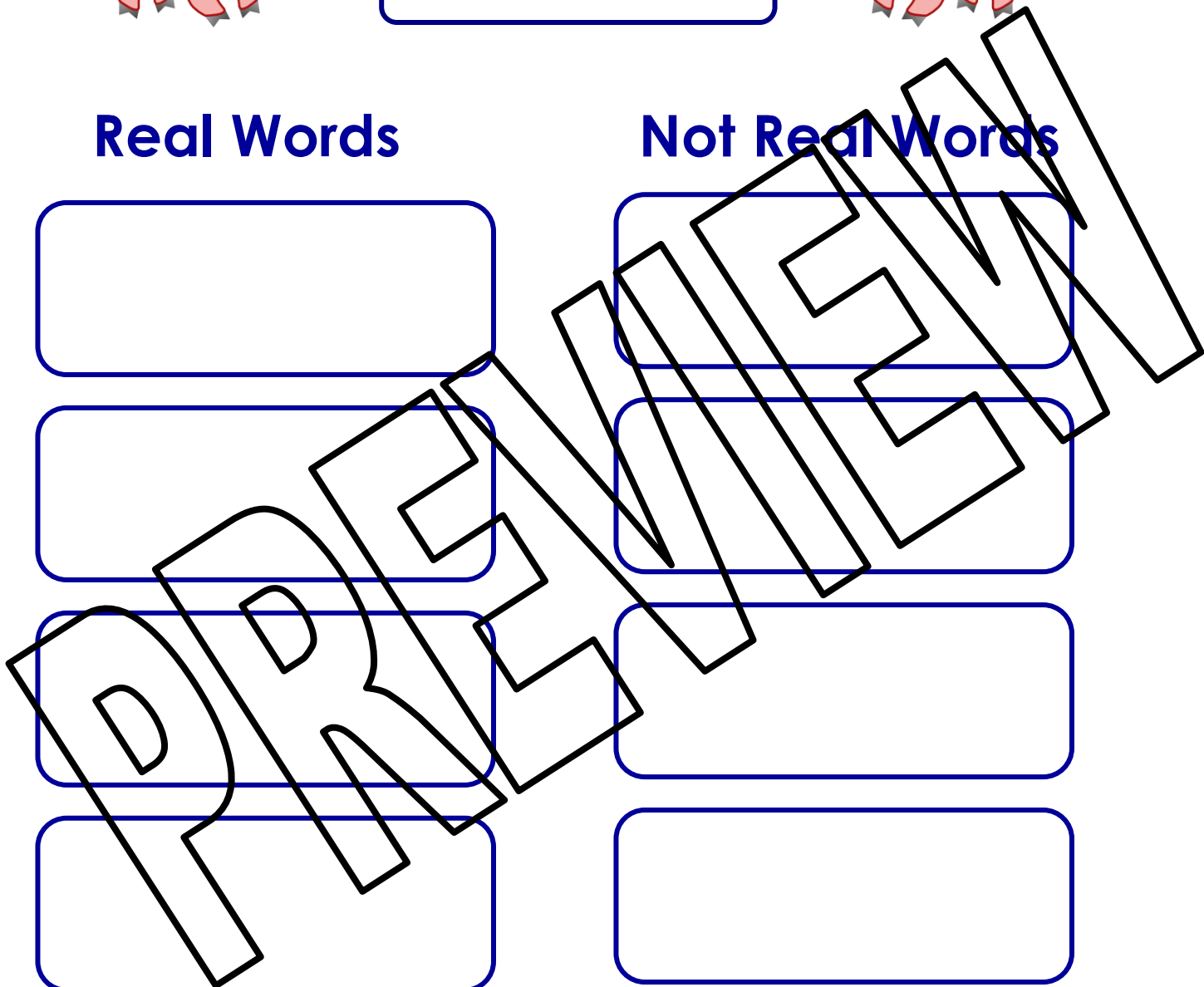
Word Family






Real Words


Not Real Words



Name _____

Word Family







Words I can make

REVEW

Name _____

Word Family







Words I can make

PREP

Name _____

Word Family






Words I can make

Check your work!

id
bid
did
hid
kid
lid
rid



in
bin
fin
kin
pin
tin
win

it
bit
fit
hit
kit
lit
nit
pit
sit
wit
zit

ig
big
dig
fig
gig
jig
pig
rig
wig

ip
dip
hip
lip
nip
rip
sip
tip
zip


Get the other 4 short vowel CVC
Word Building Activities here:

<http://bit.ly/pqwvEx>

TpT Store:


<http://www.rachel-lynette.com>

You can find ways to facilitate
creative and critical thinking at
www.minds-in-bloom.com



"Like" my [facebook](https://www.facebook.com/mindsinbloom) page to find frequent
freebies, teaching tips, useful links, and
more: www.facebook.com/mindsinbloom

- ✓ ready-to-use
- ✓ highly rated
- ✓ Focused on higher level thinking skills

by 
Rachel
Lynette 