

# READING RESPONSES

B

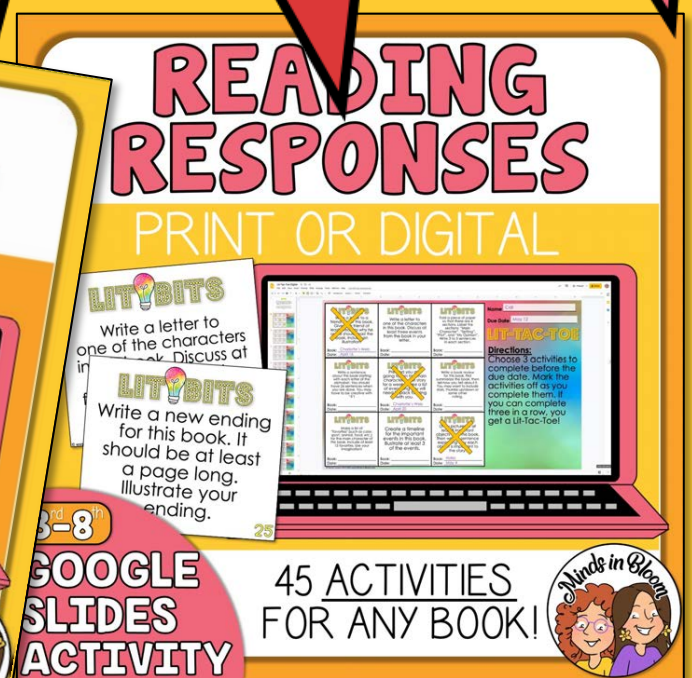
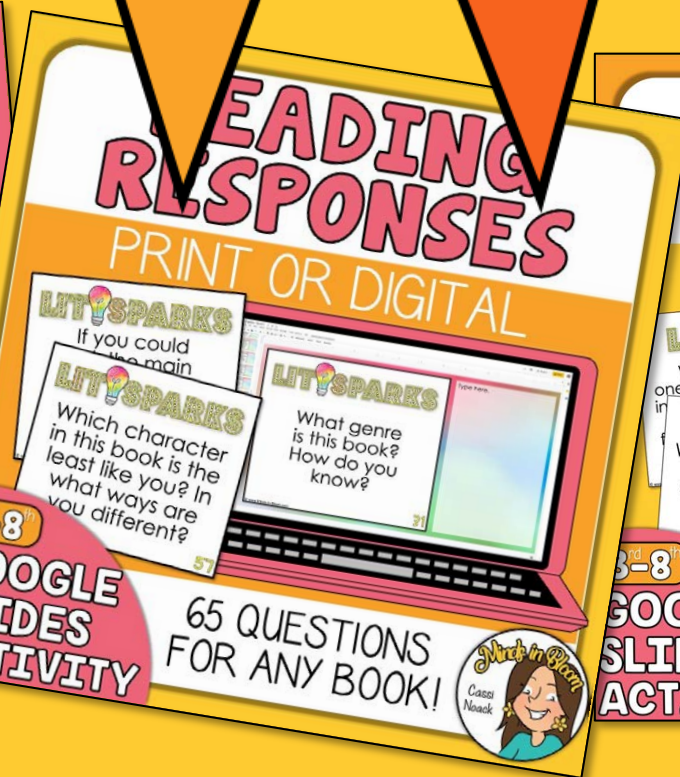
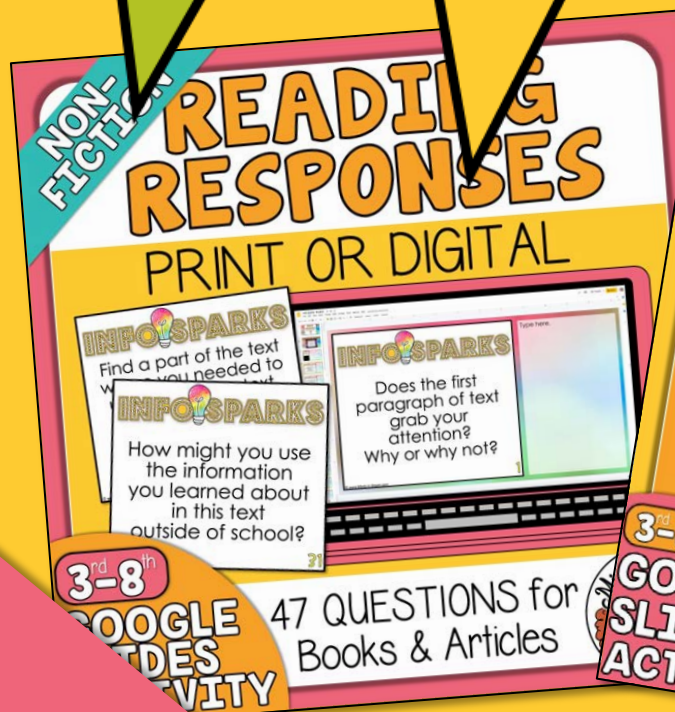
U

N

D

L

E



**3-8<sup>th</sup>**

**PRINT OR DIGITAL**

Questions & Activities  
FOR ANY BOOK!





# 3 Product-Bundle

## LIT SPARKS

Which character in this book is the least like you? In what ways are you different?

57

© www.Minds-in-Bloom.com



## LIT SPARKS

65 Questions for FICTION books!

## INFO SPARKS

How might you use the information you learned about in this text outside of school?

31

© www.Minds-in-Bloom.com

## INFO SPARKS

47 Questions for NON-FICTION books!



## LIT BITS

Write a new ending for this book. It should be at least a page long. Illustrate your ending.

25

© www.Minds-in-Bloom.com



## LIT BITS

45 Activities for ANY book!

EACH SET  
INCLUDES

## LITSPARKS

Which character  
in this book  
do you like best?

## INFOSPARKS

How might you use

## LITBITS

Write a new ending  
for this book. It  
should be at least  
a page long.  
Illustrate your  
ending.

© www.Minds-in-Bloom.com

### LITBITS

Make a chart with  
"Same" on one side,  
and "Different" on the  
other. Then use the chart  
to compare yourself to  
the main character. List at  
least 6 examples on each  
side.

### LITBITS

Write a letter to  
one of the characters  
in this book. Discuss at  
least three events  
from the book in your  
letter.

### LITBITS

Write a paragraph  
summarizing your  
favorite part of this book.  
Then write another  
paragraph telling why it  
is your favorite part.  
Include an illustration.

### LITBITS

Fold a piece of paper  
so that there are 4  
sections. Label the  
sections: "Main  
Character", "Setting",  
"Plot", and "My Opinion".  
Write 3 to 5 sentences  
in each section.

### LITBITS

Write a  
one-sentence  
summary for  
each chapter in  
this book.

### LITBITS

Create a word  
search using important  
words from this book.  
Include at least 15 words.  
Hint: Make the word list  
first, then use graph paper  
to make the puzzle.

# TASK CARDS



EACH SET  
INCLUDES

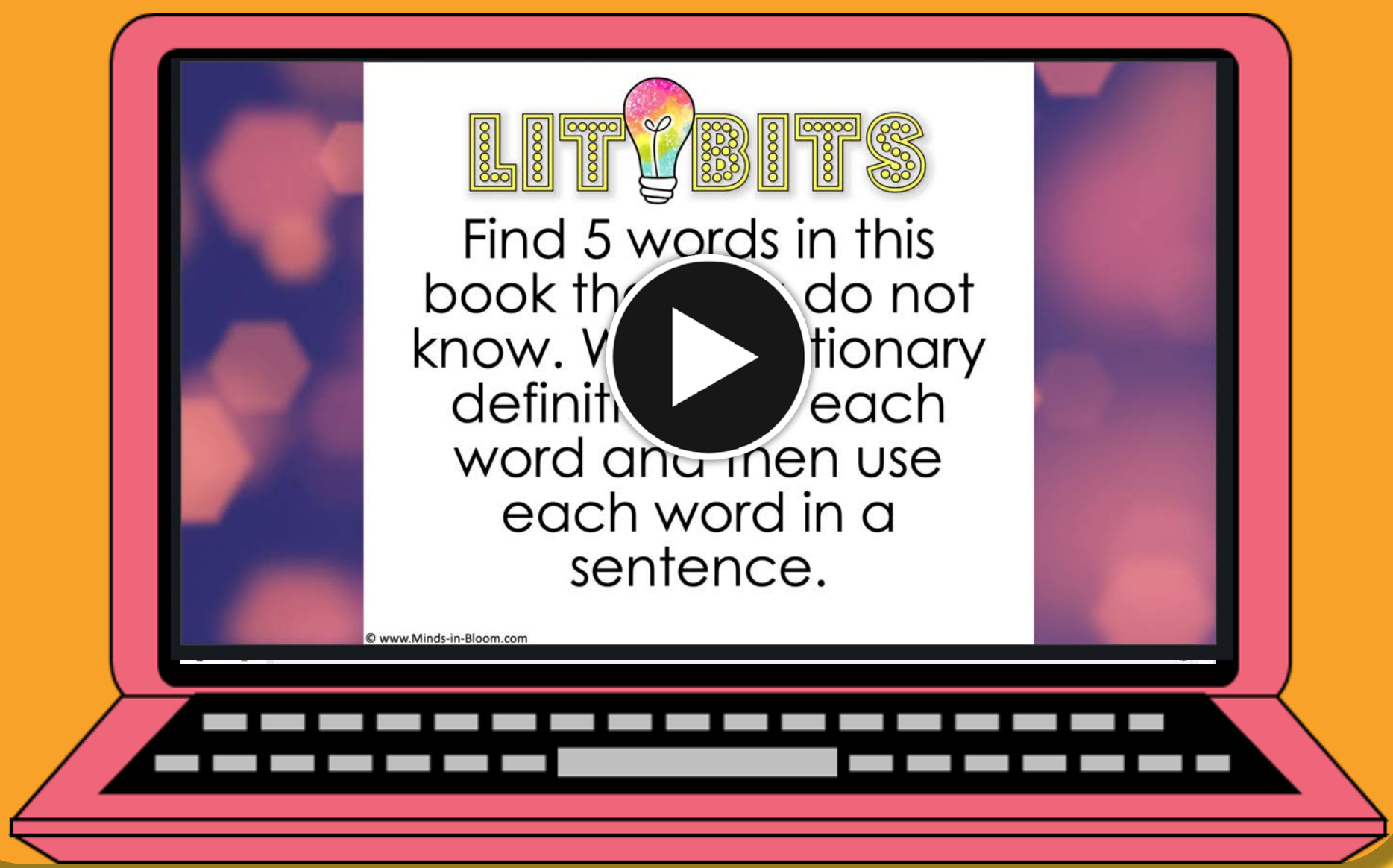
For the Students  
& the Teacher!



GOOGLE SLIDES

EACH SET  
INCLUDES

# RANDOM QUESTION VIDEO





# PRINT CARDS

## Black & White or Color

### LITBITS

Make a chart with "Same" on one side, and "Different" on the other. Then use the chart to compare yourself to the main character. List at least 6 examples on each side.

2

### LITBITS

Write a letter to one of the characters in this book. Discuss at least three events from the book in your letter.

© www.Minds-in-Bloom.com

### LITBITS

Write a paragraph summarizing your favorite part of this book. Then write another paragraph telling why it is your favorite part. Include an illustration.

3

### LITBITS

Fold a piece of paper so that there are 4 sections. Label the sections: "Main Character", "Setting", "Plot", and "My Opinion". Write 3 to 5 sentences in each section.

© www.Minds-in-Bloom.com

### LITBITS

Write a one-sentence summary for each chapter in this book.

5

### LITBITS

Create a word search using important words from this book. Include at least 15 words. Hint: Make the word list first, then use graph paper to make the puzzle.

© www.Minds-in-Bloom.com

### LITBITS

Write a letter to one of the characters in this book. Discuss at least three events from the book in your letter.

© www.Minds-in-Bloom.com

### LITBITS

Write a paragraph summarizing your favorite part of this book. Then write another paragraph telling why it is your favorite part. Include an illustration.

© www.Minds-in-Bloom.com

### LITBITS

Write a one-sentence summary for each chapter in this book.

© www.Minds-in-Bloom.com

### LITBITS

Make a chart with "Same" on one side, and "Different" on the other. Then use the chart to compare yourself to the main character. List at least 6 examples on each side.

2

### LITBITS

Fold a piece of paper so that there are 4 sections. Label the sections: "Main Character", "Setting", "Plot", and "My Opinion". Write 3 to 5 sentences in each section.

© www.Minds-in-Bloom.com

### LITBITS

Create a word search using important words from this book. Include at least 15 words. Hint: Make the word list first, then use graph paper to make the puzzle.

© www.Minds-in-Bloom.com

# List Form

## LIT BIT ACTIVITIES

## IT BIT ACTIVE

- [illegible]

© Rachel Lynette [www.Minds-in-Bloom.com](http://www.Minds-in-Bloom.com)

# Printable Recording Page

The image shows a worksheet titled "LIT BIT ACTIVITIES". At the top left, there are fields for "Name \_\_\_\_\_" and "Date \_\_\_\_\_". To the right of these is a field labeled "CARD #" next to a small circle. Below the title, there is a section labeled "BOOK TITLE:" followed by a blank line. The main body of the worksheet consists of approximately 18 horizontal ruled lines for writing. In the bottom left corner, there is a copyright notice: "© www.Minds-in-Bloom.com". The background of the page is orange, and the worksheet itself has a white border with rounded corners.



# Check out each product to see more!

