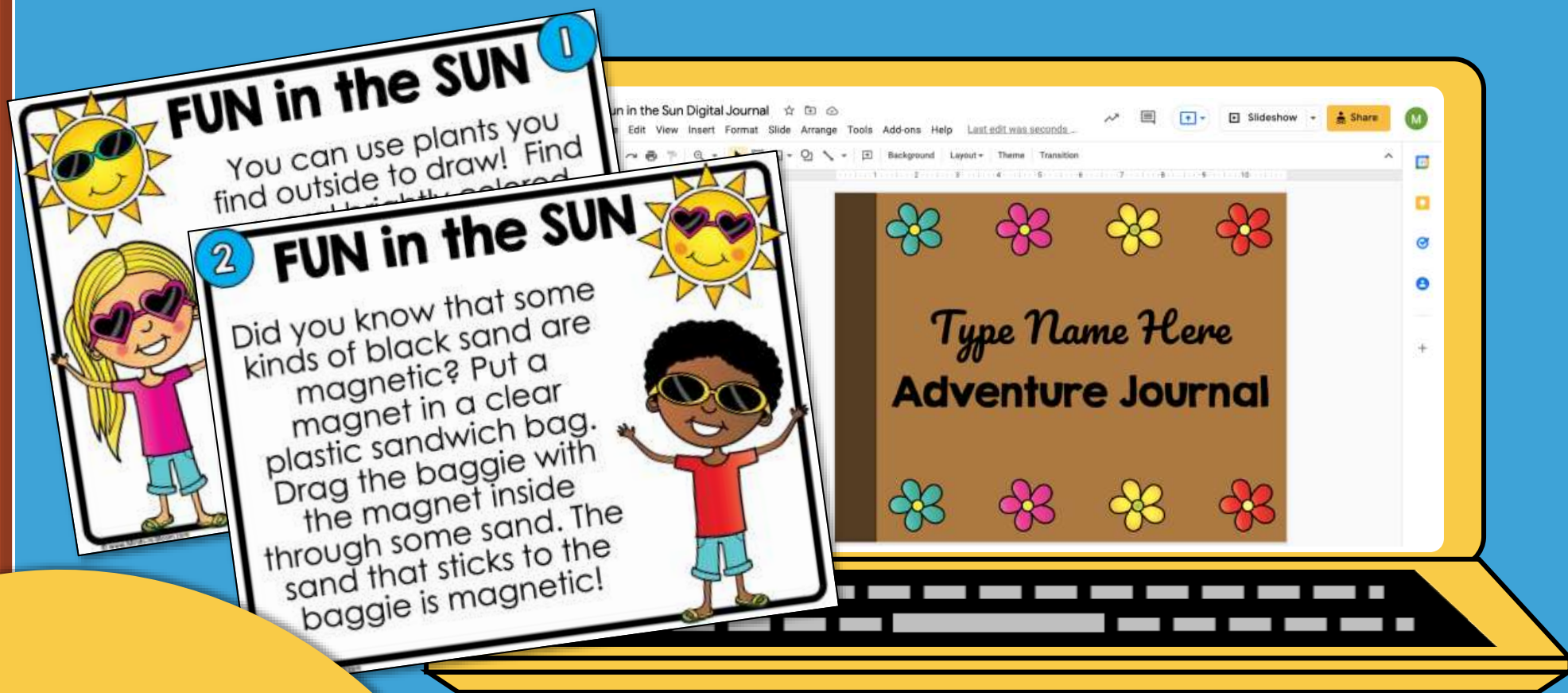


1st-6th

SUMMER OUTDOOR FUN!

PRINT & DIGITAL







GOOGLE
SLIDES
ADVENTURE
JOURNAL!



100 FUN
ACTIVITY CARDS







SAMPLES



1 FUN in the SUN  You can use plants you find outside to draw! Find several brightly colored plants like grass, leaves, flower petals, and berries. Rub them on a white piece of paper to see the colors they leave behind. Can you use your natural objects to draw a picture? 



2 FUN in the SUN  Did you know that some kinds of black sand are magnetic? Put a magnet in a clear plastic sandwich bag. Drag the baggie with the magnet inside through some sand. The sand that sticks to the baggie is magnetic! 



3 FUN in the SUN  Create a nature scavenger hunt. Make a list of ten natural things such as a small rock, or a leaf that has been nibbled on by a bug. Challenge a friend or family member to find everything on your list or find them yourself. 

4 FUN in the SUN  Ask a family member for an old sock that is no longer needed. Put the sock over your shoe. Go outside and walk through tall grass or bushes. Take the sock off and shake it over a piece of paper to see if you collected any seeds. How many different kinds of seeds did you get? 

5 FUN in the SUN  Next time you are in a crowded place, such as the beach or a playground, try playing the "ing" game with a friend or family member. To play, take turns finding as many "ing" words as you can to describe what you see happening around you. For example: laughing, swinging, carrying. 

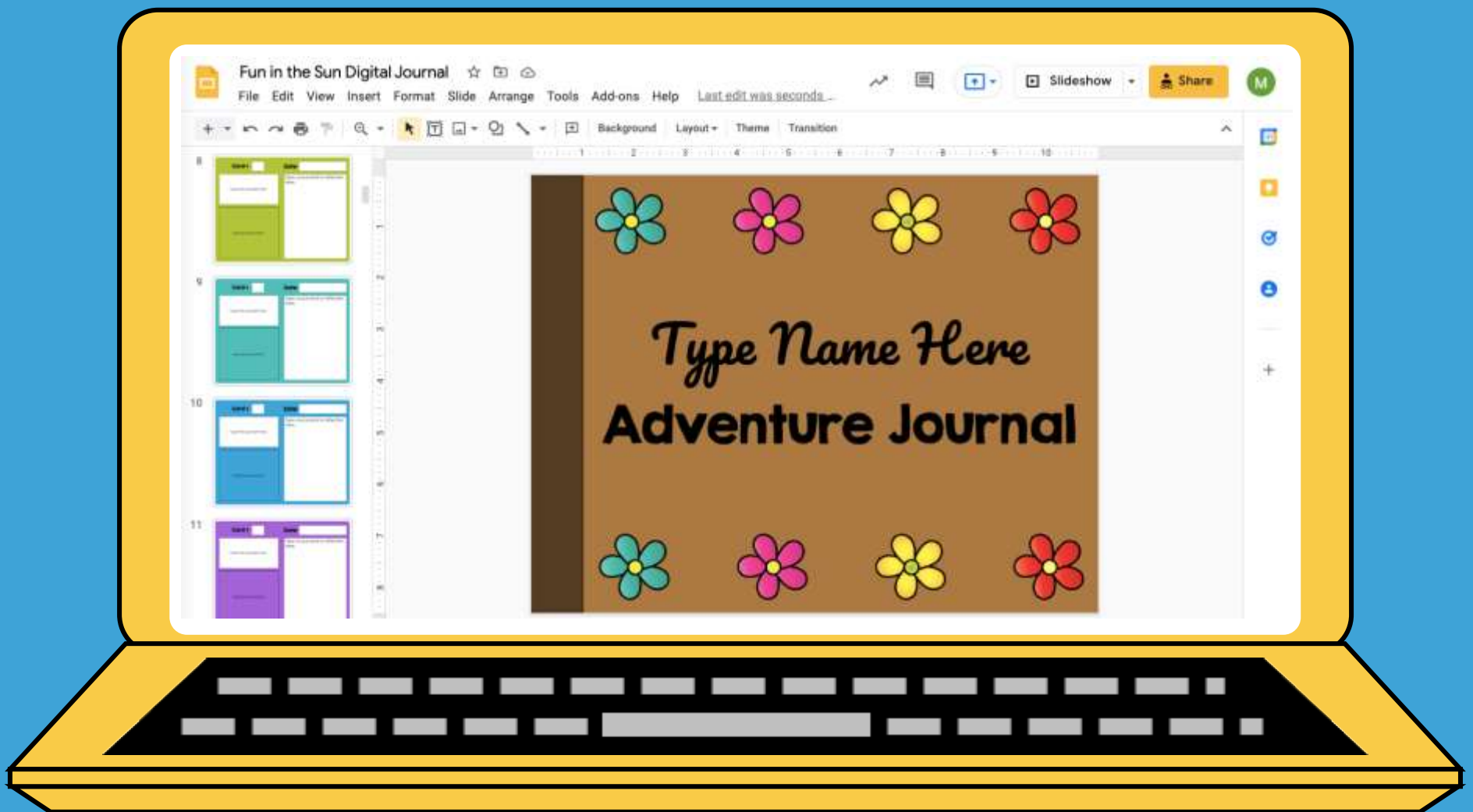
6 FUN in the SUN  How many different kinds of leaves can you find? Go on a leaf hunt. Try to group your leaves by size or shape. 

7 FUN in the SUN  It can be fun to watch small wild animals like squirrels, rabbits, and birds. You may be able to get close to an animal if you walk very quietly and stop when the animal looks toward you. Remember to always stay at least ten feet away from wild animals and never touch them! 

8 FUN in the SUN  You can make a popsicle with a paper cup and a plastic spoon. Just pour your favorite kind of juice into a small paper cup. Add a plastic spoon for a handle (don't worry if the spoon leans to one side). Put your cup into the freezer overnight. The next day you can peel the paper cup away and eat your yummy popsicle! 

PLUS
92
more!

DIGITAL OPTION!




GOOGLE SLIDES

FUN in the SUN!

FUN in the SUN!

Fun in the Sun!



Card #:

[Blank rectangular box for writing]

**Fun
Act**

Adventurer Promise

As an adventurer, I promise to:

- Always ask an adult before going on an adventure.

Card #:

[Blank rectangular box for writing]

Card #:

[Blank rectangular box for writing]

[Lined writing area for notes]

Card #:

[Blank rectangular box for writing]

[Lined writing area for notes]

**GREAT FOR
SUMMER
VACATION!**

Check out our
**5-STAR
RATINGS!**



Click **PREVIEW** to
learn more!

PREVIEW