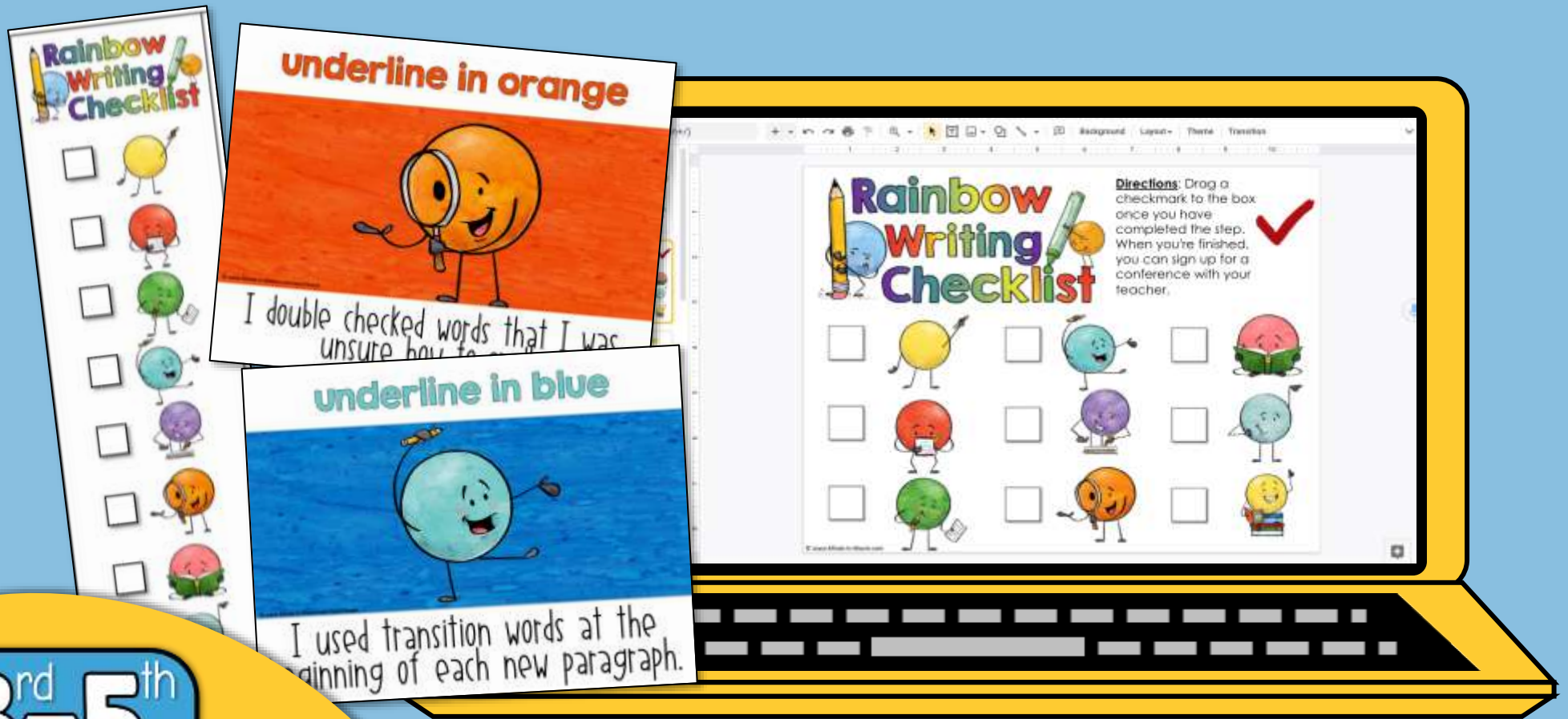


REVISING/EDITING CHECK LIST

WITH EDITABLE VERSION



3rd-5th

GOOGLE
SLIDES
INCLUDED

Expository, Opinion,
or Informational




Rainbow Writing Checklist



Before signing up for a conference with your teacher, make sure you complete the checklist below.

underline in red



I stated my prompt and 2 main ideas in my introduction.

put a checkmark next to your smiley face ✓



I have ending punctuation after each complete thought.

Sign your name in pink



I asked two friends to read over my work.

underline in yellow



My introduction has a hook.

underline in orange




I double checked words that I was unsure how to spell.

underline in purple




I wrote a conclusion that restates prompt and my two main ideas.

underline in blue




I used transition words at the beginning of each new paragraph.

underline in green



My writing has at least 2 developed main ideas that support the prompt.

draw a smiley face at top of your rough draft



I have a capital letter at beginning of each sentence.

Walk students through the steps!

Students will use colors to show they've worked through the revision and editing process!

underline in blue












BLANK VERSION INCLUDED!

Sign up here to
conference with the
teacher!

Rainbow Writing Checklist

Directions: Check off each box as you complete the step. When you're finished, you can sign up for a conference with your teacher.

<input type="checkbox"/>		<input type="checkbox"/>		<input type="checkbox"/>	
<input type="checkbox"/>		<input type="checkbox"/>		<input type="checkbox"/>	
<input type="checkbox"/>		<input type="checkbox"/>		<input type="checkbox"/>	

© www.Minds-in-Bloom.com



© www.Minds-in-Bloom.com Cassi Noack

Students can sign up for a conference after they've worked through the revision and editing process.

2 DIGITAL OPTIONS




GOOGLE SLIDES

Regular and DIY Versions Included

You can use the resource as is or create your own revision and editing objectives.

The Ready-Made version is great for expository, opinion, or informational writing!

Use the next slides to design your own objectives for each checklist action.



Use a colored marker to write your checklist item in the empty space.

But you can use the editable version to create the exact proofreading checklist you want your students to have!